

3K Domestic Equity Fund - Unit Class R

(Authorization: Decision 29/634/08-02-2006 of HCMC Gov. gazette 264/02-03-2006 Part B')

For more Info see Lexicon

31/10/2024

Investment Policy

The investment objective of 3K Domestic Equity Fund is to achieve capital appreciation by investing primarily in equities of companies listed on the Athens Stock Exchange (ASE).

To achieve its objectives, the Mutual Fund invests at least 65% of its assets in equities on the Athens Stock Exchange. Secondly it may also invest part of its assets in equities of foreign companies seeking to maximize its yield. It may also invest much smaller percentages in other transferable securities, listed or to be listed in a regulated market of an EU Member state or in a regulated market of a non-member state, money market instruments listed or to be listed in a regulated market of an EU Member state or in a regulated market of a non-member state, fixed income instruments, bank deposits, derivatives and units or shares in Undertakings for Collective Investments in Transferable Securities (UCITS) or other equivalent Undertakings.

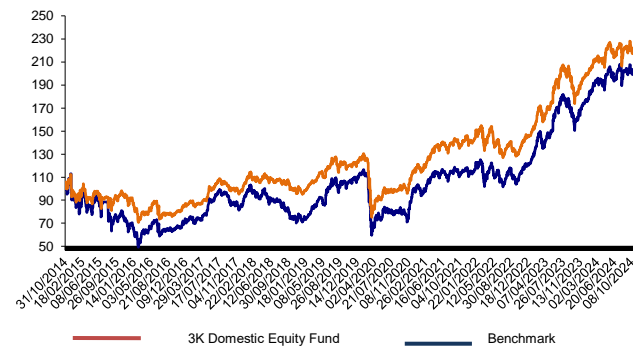
The acquisition or redemption of units is possible every (working) day following the shareholder's request, on the corresponding subscription or redemption price, as calculated in accordance with the fund's Regulation and published on the website of 3K Investment Partners (www.3kip.gr).

The mutual fund's Benchmark is the Total Return Index/Athens Stock Exchange General Index. The fund implements active management over the benchmark, given that the selection of the fund's holdings in relation to the composition of the benchmark is at the discretion of 3K Investment Partners in the sense that for the portfolio management, 3K Investment Partners does not follow the composition of the benchmark. The fund's benchmark is used for comparison purposes only and for the calculation of the "performance fee".

Any profits occurred may be reinvested or distributed to unit holders by issuing new shares or by paying cash dividends at the discretion of 3K Investment Partners MFMC.

**The investment policy was taken from the Key Investor Information Document (KIID). The capital and/or return are not guaranteed, are they protected.*

Evolution of fund's NAV versus Benchmark (10 years' period)



Key Information

Fund Type	EQUITY	
Currency	EUR	
ISIN Code	GRF000072006	
Bloomberg Code	INGDOEF GA	
Benchmark	100% ASE (TR)	
Managing Company	3K Investment Partners	
Unit Class	R (Retail)	
Launch date of the Unit Class	17/03/2006	-
Net Asset Value	31/10/2024	14,17 €
Total Net Assets (mln)	31/10/2024	58,39 €
Previous month's end NAV	30/09/2024	14,82 €

Fees

Annual Management Fee	2,08%
Annual Custodian Fee	0,18%
Subscription Fee (max)	2,00%
Redemption Fee	0,00%
Performance Fee	

on an annual basis amounting to up to 20% on any positive difference between the return of each Fund's unit class and the return of the current benchmark. Performance fee is paid even in case the Fund has a negative return, provided that the conditions set in its regulation are met. Details regarding the performance fee model are included in the prospectus, which is available at www.3kip.gr.

Top 10 Equity Holdings

JUMBO SA	8,60%
NATIONAL BANK OF GREECE	7,57%
PIRAEUS FINANCIAL HOLDINGS S	6,86%
EUROBANK ERGASIAS SERVICES A	6,80%
PUBLIC POWER CORP	5,95%
KRI-KRI MILK INDUSTRY SA	4,76%
TITAN CEMENT INTERNATIONAL T	4,55%
AUTOHELLAS SA	3,93%
OPAP SA	3,70%
BANK OF CYPRUS HOLDINGS PLC	3,68%

Sector Allocation

Financials	30,59%
Consumer Discretionary	18,32%
Industrials	13,01%
Materials	8,18%
Utilities	7,13%
Consumer Staples	6,64%
Cash	6,51%
Energy	5,78%
Information Technology	2,42%
Mutual Funds	1,04%
Real Estate	1,00%
Receivable - Liabilities	-0,63%

This is marketing material. Please refer to the fund's prospectus and its key information document before making any final investment decision.

Legal Disclaimer

Please refer to the legal disclaimer at the end of the document.

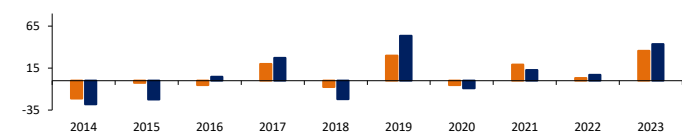
UCITS DO NOT HAVE GUARANTEED PERFORMANCE AND PAST RETURNS DO NOT ENSURE FUTURE ONES

3K Domestic Equity Fund - Unit Class R



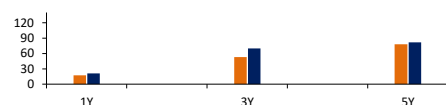
Past returns do not ensure future ones

Calendar Year Performance (%)



EUR	2014	2015	2016	2017	2018	2019	2020	2021	2022	2023
● Fund	-21,05	-2,55	-5,32	19,86	-7,65	30,01	-5,06	19,29	3,19	35,74
● Benchmark	-28,26	-22,22	4,52	27,05	-21,97	53,64	-9,03	12,69	7,05	43,52

Cumulative Performance (%)



EUR	1Y	3Y	5Y
● Fund	17,39	52,72	78,21
● Benchmark	20,88	69,86	81,45

Cumulative returns have as reference point the end of the most recent calendar month.

* Since 01/07/2013 the funds's benchmark is Total Return General Index ASE.


The previous benchmark of the fund had the following composition: 70% Total Return General Index ASE + 30% STOXX Balkan 50

Statistics

EUR	1Y	3Y
Standard Deviation (%)	10,85	16,38
Alpha (%)	1,33	-0,78
Beta	0,77	0,83
Information Ratio	-0,81	-0,81
Tracking Error (%)	4,31	5,12

Risk and Return Profile

Summary Risk Indicator (SRI)



Lower Risk

Higher Risk

The Summary Risk Index (SRI) is based on the assumption that you will keep the product for 5 years. The real risk may be significantly different if you liquidate early and you may receive less.

The Summary Risk Index is a guide to the level of risk compared to other products. It shows how likely you are to lose money because of market volatility or because we are not in able to pay you.

We have classified this product as 5 out of 7, which is the medium-high risk category because it invests primarily in stocks, which can fluctuate significantly.

The classification may change in the future. The lowest category (1) does not mean zero risk. This product does not include protection against future market performance, so you could lose some or all of your investment.

For more information about the risks, you can refer to the Prospectus, which is available at www.3kip.gr.

UCITS DO NOT HAVE GUARANTEED PERFORMANCE AND PAST RETURNS DO NOT ENSURE FUTURE ONES

Disclaimer

This document is marketing material with informational content, which is prepared by "3K INVESTMENT PARTNERS MFMC". ("Company") solely for informational purposes and the provision of general information about the company itself, the products and services it provides.

The information or opinions contained therein are addressed to existing or potential customers in general, without taking into consideration the individual circumstances, investment objectives, financial viability, level of risk tolerance, experience and knowledge of potential recipients hereof and, therefore, do not constitute and should not be construed, directly or indirectly, as a proposal or offer to trade in financial instruments or currencies or as a recommendation or advice for making investment decisions thereon. This document does not constitute a contract or commitment of any kind, nor does it constitute a prospectus. This does not constitute investment research and, therefore, was not prepared in accordance with the requirements of the law aimed at ensuring the independence of investment research.

Subject to the contrary statement, all views, statements and information set forth herein belong to the Company, which has received an operating license and is supervised by the Hellenic Capital Market Commission, and may be amended at any time in the event of changes in market conditions. The information provided may not be copied, reproduced, modified or distributed without the prior written approval of the Company.

Following this, the recipient of this information must proceed with his own research, analysis and confirmation of the information and data contained in this form and seek independent legal, tax and investment advice from professionals, before proceeding to make his investment decision.

Investments involve risks. The initial value of the investment and its return may increase or decrease, with a possible loss of invested capital.

Especially with regard to UCITS, interested investors are invited, before making any investment decision, to read carefully the Key Investor Information Document and the Prospectus of the UCITS and to assess, with the help and advice of specialized professional consultants, the suitability of any investment and the tax consequences it may have. The Key Investor Information Document, the prospectus and the latest reports of the UCITS, managed by the Company, are available in Greek, free of charge, at the Company's headquarters and on its website www.3kip.gr.

For information in the Greek language regarding the process of submitting a complaint or complaint by investors or prospective investors, as well as the possibility of appealing to the "Hellenic Financial Mediator-Civil Non-Profit Alternative Dispute Resolution Company", you can refer to the link https://www.3kip.gr/el/static/complaintpolicy_el.aspx

The information provided in this document is not accompanied by any guaranteed, either expressed or implied. UCITS do not have a guaranteed return and past returns do not guarantee any future returns. Given the financial and market risks, there can be no assurance that the UCITS will achieve their investment objectives.

Management Company: 3K Investment Partners M.F.M.C. Single Member SA – Address: 25-29 Karneadou Str, 10675 Athens- General Commercial Registry Number: 1003501000 - Ministry of National Economy decision: 38476/B 1288/13-09-1990 Custodian: Piraeus Bank - Supervising Authority: Hellenic Capital Market Commission

UCITS DO NOT HAVE GUARANTEED PERFORMANCE AND PAST RETURNS DO NOT ENSURE FUTURE ONES

Lexicon

Alpha: Alpha is an extra rate of return - through means of active management - of a fund, over and above the return of the benchmark. In case of a positive alpha, the fund has performed better than the benchmark.

Annual management fee: The management fee is an annual cost expressed as a percentage. This fee will not be charged when you buy a fund. It will be withheld annually from the fund's return. It is payment for the fund's management.

Average Credit Rating: The average credit rating of the fund is based on the average credit rating of the fund constituents. In order to calculate the composite/average rating at the instrument level, Moody, Fitch and S&P ratings are used. The composite is calculated as an average based on the availability of the credit ratings. This composite rating is calculated for Fixed Income Instruments. The credit quality designations range from high ('AAA' to 'AA') to medium ('A' to 'BBB') to low ('BB', 'B', 'CCC', 'CC' to 'C').

Beta: The beta shows how the volatility of a fund is, compared to the wide market.

Benchmark: Predetermined, objective measure against which the returns of an investment fund are compared.

Duration: Measure for the interest rate sensitivity of bond prices. The longer the remaining average term of the bonds in the fund (higher duration), the more the bond prices will respond to an interest rate change. When interest rates go up, bond prices will go down and vice versa.

Fund: 'Fund' is a commonly used term for a collective investment undertaking.

Fund's Total Net Assets (Min): The assets under the management of all share-classes of a fund.

Information Ratio: Benchmark for the risk of return when assessing the performance of a fund. The higher the information ratio, the higher the achieved rate of return per unit of risk.

Net Asset Value (NAV): The net asset value (NAV) is the price of a sub-fund. The NAV is calculated by adding up the values of all products the fund has invested in and dividing this by the number of outstanding shares.

Ongoing Charges: The total annual recurring costs for an investment fund expressed as a percentage. They usually include the management fee, administrative fees, publication costs, etc.

Performance: Shows how the value of an investment fund has increased (or decreased) over the specified period. The return takes into account ongoing costs, but no entry fees, exit fees or taxes.

Rating allocation: An individual bond's credit quality is determined by private independent rating agencies such as Standard & Poor's, Moody's and BarCap & Fitch. Their credit quality designations range from high ('AAA' to 'AA') to medium ('A' to 'BBB') to low ('BB', 'B', 'CCC', 'CC' to 'C'). Investment grade bonds (ratings 'AAA' to 'BBB') usually have a lower level of risk than bonds with ratings 'BB' to 'C' that are considered as low credit-quality bonds.

Redemption fee: This is a one-off fee that may be charged when you want to leave the investment fund.

Risk and return indicator: This is the Synthetic Risk Return Indicator (SRRRI). It shows a sub-fund's statutory risk score on a scale of 1 (lower risk, typically lower return) to 7 (higher risk, typically higher return). The calculation is based on the sub-fund's volatility, so it takes into account the variation of the trading prices on the market. Volatility calculations usually cover five years.

Standard Deviation: The standard deviation tells something about the chance for a rate to fluctuate within a given range in the coming period. In case of a significant standard deviation (= high volatility), we speak about a large range of possible outcomes.

Subscription fee (max.): This is a one-off fee for buyers of an investment fund. It is usually expressed as a percentage of the capital you are investing. The provided percentage must not be exceeded in case of a maximum entry cost.

Tracking Error: The standard deviation of the difference between the monthly returns of a fund and its benchmark.

Yield to Maturity: Yield to Maturity is the return on a bond investment if it is held until the end of the term.

Yield to Worst: Yield to Worst is the measure of the lowest possible yield that can be received on a (callable) bond that fully operates within the terms of its contract without defaulting.